

DOCUMENT No.	TITLE <b>3522,3532 LCR HiTESTER</b>	PAGE <b>1</b>
BACKGROUND	<b>Explanation of driver</b>	

## Contents

1.Summary .....	3
2.Prerequisite condition .....	3
3.How to use driver .....	3
4. Direction for driver use .....	4
4-1. Kind of VI .....	4
4-2. The common input and common output of drivers.....	7
4-2-1. The common input of driver.....	7
4-2-2. The common output of driver .....	7
4-3. Details of VI .....	8
4-3-1. HIOKI3522(3532) CLS.vi .....	8
4-3-2. HIOKI3522(3532) ESE.vi.....	9
4-3-3. HIOKI3522(3532) ESR.vi .....	10
4-3-4. HIOKI3522(3532) IDN.vi.....	11
4-3-5. HIOKI3522(3532) OPC.vi.....	12
4-3-6. HIOKI3522(3532) RST.vi .....	13
4-3-7. HIOKI3522(3532) SRE.vi .....	14
4-3-8. HIOKI3522(3532) STB.vi .....	15
4-3-9. HIOKI3522(3532) TRG.vi .....	16
4-3-10. HIOKI3522(3532) TST.vi.....	17
4-3-11. HIOKI3522(3532) WAI.vi .....	18
4-3-12. HIOKI3522(3532) Averaging.vi .....	19
4-3-13. HIOKI3522 Bias.vi .....	20
4-3-14. HIOKI3522(3532) Beeper COMP.vi.....	21
4-3-15. HIOKI3522(3532) Beeper Key.vi.....	22
4-3-16. HIOK3532 Cable.vi .....	23
4-3-17. HIOKI3522(3532) Comparator.vi .....	24
4-3-18. HIOKI3522(3532) Comparator Flimit Abs.vi .....	25
4-3-19. HIOKI3522(3532) Comparator Flimit Per.vi.....	26
4-3-20. HIOKI3522(3532) Comparator Flimit mode.vi .....	27
4-3-21. HIOKI3522(3532) Comparator Slimit Abs.vi .....	28
4-3-22. HIOKI3522(3532) Comparator Slimit Per.vi.....	29
4-3-23. HIOKI3522(3532) Comparator Slimit mode.vi .....	30
4-3-24. HIOKI3522(3532) Correction Data.vi .....	31
4-3-25. HIOKI3522(3532) Correction Open.vi .....	32
4-3-26. HIOKI3522(3532) Correction Short.vi .....	33
4-3-27. HIOKI3522(3532) Display Monitor.vi .....	34
4-3-28. HIOKI3522(3532) ESE0.vi.....	35
4-3-29. HIOKI3522(3532) ESE1.vi.....	36
4-3-30. HIOKI3522(3532) ESR0.vi .....	37
4-3-31. HIOKI3522(3532) ESR1.vi .....	38
4-3-32. HIOKI3522(3532) Frequency.vi .....	39
4-3-33. HIOKI3522(3532) Header.vi.....	40
4-3-34. HIOKI3522(3532) Level.vi.....	41
4-3-35. HIOKI3522(3532) Level Ccurrent.vi .....	42
4-3-36. HIOKI3522(3532) Level Cvoltage.vi .....	43
4-3-37. HIOKI3522(3532) Level Voltage.vi .....	44
4-3-38. HIOKI3522(3532) Limiter.vi .....	45
4-3-39. HIOKI3522(3532) Limiter Current.vi .....	46

DOCUMENT No.	TITLE <b>3522,3532 LCR HiTESTER</b>	PAGE <b>2</b>
BACKGROUND	<b>Explanation of driver</b>	

4-3-40.	HIOKI3522(3532) Limiter Voltage.vi.....	47
4-3-41.	HIOKI3522(3532) Load.vi.....	48
4-3-42.	HIOKI3522(3532) Measure Item.vi.....	49
4-3-43.	HIOKI3522(3532) Measure.vi.....	50
4-3-44.	HIOKI3522(3532) Parameter.vi.....	51
4-3-45.	HIOKI3522(3532) Parameter Digit.vi.....	52
4-3-46.	HIOKI3522(3532) Range.vi.....	53
4-3-47.	HIOKI3522(3532) Range Auto.vi.....	54
4-3-48.	HIOKI3522(3532) Save.vi.....	55
4-3-49.	HIOKI3522(3532) Scale.vi.....	56
4-3-50.	HIOKI3522(3532) Scale Fvalue.vi.....	57
4-3-51.	HIOKI3522(3532) Scale Svalue.vi.....	58
4-3-52.	HIOKI3522(3532) Speed.vi.....	59
4-3-53.	HIOKI3522(3532) Transmit Terminator.vi.....	60
4-3-54.	HIOKI3522(3532) Trigger.vi.....	61
4-3-55.	HIOKI3522(3532) Trigger Delay.vi.....	62
4-4.	The VI which is not in the program library.....	63
4-4-1.	HIOKI3522(3532) Initialize.vi.....	63
4-4-2.	HIOKI3522(3532) Close.vi.....	64
4-4-3.	Wait.vi.....	65
4-4-4.	HIOKI3522(3532) DEMO.vi.....	66
5.	Command table.....	68

DOCUMENT No.	TITLE <b>3522,3532 LCR HiTESTER</b>	PAGE <b>3</b>
BACKGROUND	<b>Explanation of driver</b>	

## 1.Summary

These drivers can change the setting of 3522/3532 LCR HiTESTER and read from 3522/3532 LCR HiTESTER through GPIB or RS232. In this version, the program can deal with all control commands of 3522/3532 LCR HiTESTER ( except “:ERRor?”, “:USER:IDENTity” and “:USER:IDENTity?”).

## 2.Prerequisite condition

The following is the prerequisite condition of using these programs

- Has LabVIEW knowledge
- It is necessary to set delimiter to CR+LF in case of RS-232C communication

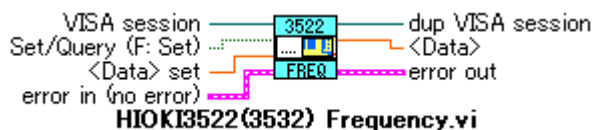
## 3.How to use driver

Searchs for the VI(driver) which deals with the control command of 3522/3532 LCR HiTESTER from program library, Connects the VISA session opened. Sets the Set/query, It is necessary to select the right parameters when performing setting, It is necessary to set header to OFF when performing querying.

All of the drivers have 2 common inputs and 2 common outputs as the following  
The details of common inputs and common outputs is described in the chapter 4-2.

input	
VISA session	on the top-left
error in (no error)	on the bottom-left
output	
dup VISA session	on the top-right
error out	on the bottom-right

Example: HIOKI3522(3532) Frequency.vi



DOCUMENT No.	TITLE <b>3522,3532 LCR HiTESTER</b>	PAGE <b>4</b>
BACKGROUND	<b>Explanation of driver</b>	

#### 4. Direction for driver use

##### 4-1. Kind of VI

The following is about drivers which are in program library.

No.	Name	Function
1	HIOKI3522(3532) CLS.vi	Clears the status byte register and the event registers.
2	HIOKI3522(3532) ESE.vi	Sets or queries the standard event status enable register(SESER) (GP-IB only).
3	HIOKI3522(3532) ESR.vi	Reads out the contents of the standard event status register (SESER)
4	HIOKI3522(3532) IDN.vi	Queries manufacture's name, model name, and software version
5	HIOKI3522(3532) OPC.vi	Issues service request(SRQ) after execution, or queries execution completion.(GPIB only).
6	HIOKI3522(3532) RST.vi	Performs device initial setting..
7	HIOKI3522(3532) SRE.vi	Sets or queries the service request enable register (SRER). (GP-IB only)
8	HIOKI3522(3532) STB.vi	Queries the status byte register.(GPIB only)
9	HIOKI3522(3532) TRG.vi	Performs measurement once in external trigger mode.
10	HIOKI3522(3532) TST.vi	Perform the self test of the unit, and queries the result.
11	HIOKI3522(3532) WAI.vi	Waits until all executions are fully completed
12	HIOKI3522(3532) Averaging.vi	Sets or queries the number of measurement times for averaging.
13	HIOKI3522 Bias.vi	Sets or queries the mode of the external DC bias function. (3522 only)
14	HIOKI3522(3532) Beeper COMP.vi	Sets or queries the comparator function
15	HIOKI3522(3532) Beeper Key.vi	Sets or queries the mode of the beep sound for key input.
16	HIOK3532 Cable.vi	Sets or queries the cable length. (3532 only)

DOCUMENT No.	TITLE <b>3522,3532 LCR HiTESTER</b>	PAGE <b>5</b>
BACKGROUND	<b>Explanation of driver</b>	

No.	Name	Function
17	HIOKI3522(3532) Comparator.vi	Sets or queries the comparator function
18	HIOKI3522(3532) Comparator Flimit Abs.vi	Sets or queries the lower and upper limit values for the first comparator parameter as absolute values.
19	HIOKI3522(3532) Comparator Flimit Per.vi	Sets or queries the lower and upper limit values for first comparator parameter as percentage.
20	HIOKI3522(3532) Comparator Flimit mode.vi	Sets or queries the first parameter setting mode for the comparator.
21	HIOKI3522(3532) Comparator Slimit Abs.vi	Sets or queries the lower and upper limit values for the second comparator parameter as absolute values.
22	HIOKI3522(3532) Comparator Slimit Per.vi	Sets or queries the lower and upper limit values for the second comparator parameter as percentage.
23	HIOKI3522(3532) Comparator Slimit mode.vi	Sets or queries the second parameter setting mode for the comparator.
24	HIOKI3522(3532) Correction Data.vi	Queries the open circuit and short circuit compensation values.
25	HIOKI3522(3532) Correction Open.vi	Sets or queries the open circuit compensation function
26	HIOKI3522(3532) Correction Short.vi	Sets or queries the short circuit compensation function.
27	HIOKI3522(3532) Display Monitor.vi	Sets or queries the voltage and current monitored parameters.
28	HIOKI3522(3532) ESE0.vi	Sets or reads out event status enable register 0 (ESER0). (GPIB only)
29	HIOKI3522(3532) ESE1.vi	Sets or reads out event status enable register 1 (ESER1). (GPIB only)
30	HIOKI3522(3532) ESR0.vi	Read out event status register 0(ESR0).
31	HIOKI3522(3532) ESR1.vi	Read out event status register 1(ESR1).
32	HIOKI3522(3532) Frequency.vi	Sets or queries the test frequency.
33	HIOKI3522(3532) Header.vi	Sets or queries the mode of headers for response message.
34	HIOKI3522(3532) Level.vi	Sets or queries the signal level
35	HIOKI3522(3532) Level Ccurrent.vi	Sets or queries the constant current value.
36	HIOKI3522(3532) Level Cvoltage.vi	Sets or queries the constant voltage value.
37	HIOKI3522(3532) Level Voltage.vi	Sets or queries the open circuit voltage value.
38	HIOKI3522(3532) Limiter.vi	Sets or queries the limit value setting function.

DOCUMENT No.	TITLE <b>3522,3532 LCR HiTESTER</b>	PAGE <b>6</b>
BACKGROUND	<b>Explanation of driver</b>	



No.	Name	Function
39	HIOKI3522(3532) Limiter Current.vi	Sets or queries the current limit value
40	HIOKI3522(3532) Limiter Voltage.vi	Sets or queries the voltage limit value.
41	HIOKI3522(3532) Load.vi	Loads the test conditions of the specified panel number.
42	HIOKI3522(3532) Measure Item.vi	Sets or queries the test parameter for response of the :MEASure? query during normal testing..
43	HIOKI3522(3532) Measure.vi	Queries the measured data items.
44	HIOKI3522(3532) Parameter.vi	Sets or queries the parameter to be displayed.
45	HIOKI3522(3532) Parameter Digit.vi	Sets or queries the number of displayed digits for the test parameter.
46	HIOKI3522(3532) Range.vi	Sets or queries the test range.
47	HIOKI3522(3532) Range Auto.vi	Sets or queries the auto-range function.
48	HIOKI3522(3532) Save.vi	Saves the test conditions in specified panel number, or queries the panel number saved.
49	HIOKI3522(3532) Scale.vi	Sets or queries the scaling function.
50	HIOKI3522(3532) Scale Fvalue.vi	Sets or queries the first parameters(a and b) in scaling function.
51	HIOKI3522(3532) Scale Svalue.vi	Sets or queries the second parameters (a and b) in the scaling function.
52	HIOKI3522(3532) Speed.vi	Sets or queries the testing speed.
53	HIOKI3522(3532) Transmit Terminator.vi	Sets or queries the data terminator for response message. (GPIB only)
54	HIOKI3522(3532) Trigger.vi	Sets or queries the type of trigger
55	HIOKI3522(3532) Trigger Delay.vi	Sets or queries the trigger delay time.

DOCUMENT No.	TITLE	PAGE
	<b>3522,3532 LCR HiTESTER</b>	<b>7</b>
BACKGROUND	<b>Explanation of driver</b>	



## 4-2. The common input and common output of drivers

All of the drivers have common inputs and outputs. The following is the explanation.

### 4-2-1. The common input of driver.

Name	Data type	Explanation
VISA Session		VISA session
error in (no error)		The input of error ( refer to the manual of LabVIEW for details). Initialized value: no error.

### 4-2-2. The common output of driver

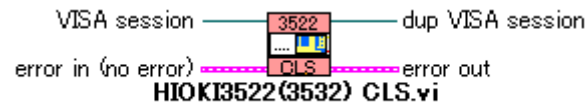
Name	Data type	Explanation
dup VISA Session		The copy of VISA session.
error out		The output of error ( refer to the manual of LabVIEW for details).

DOCUMENT No.	TITLE <b>3522,3532 LCR HiTESTER</b>	PAGE <b>8</b>
BACKGROUND	<b>Explanation of driver</b>	

#### 4-3. Details of VI

##### 4-3-1. HIOKI3522(3532) CLS.vi

Clears the status byte register and the event registers.



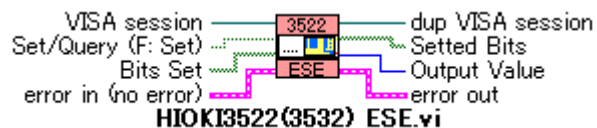
Name	Data type	Explanation
		There is no input and output except common inputs and common outputs



DOCUMENT No.	TITLE	PAGE
	<b>3522,3532 LCR HiTESTER</b>	<b>9</b>
BACKGROUND	<b>Explanation of driver</b>	

#### 4-3-2. HIOKI3522(3532) ESE.vi

Sets or queries the standard event status enable register(SESER).  
(GP-IB only)

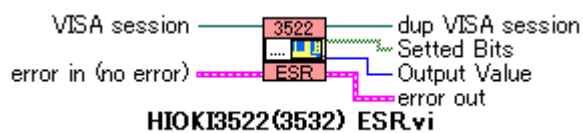


Name	Data type	Explanation
Set/Query(F:Set)		Selects the setting or the querying function Valid range: False(=set: Default), True(=Query)
Bits Set		The array of bit for setting Valid range: False(=0), True(=1)
Setted Bits		The result(bit array) of querying the SESER Output range: False(=0) True(=1)
Output Value		The result(value) of querying the SESER Output range: 0 - 255

DOCUMENT No.	TITLE <b>3522,3532 LCR HiTESTER</b>	PAGE <b>10</b>
BACKGROUND	<b>Explanation of driver</b>	

#### 4-3-3. HIOKI3522(3532) ESR.vi

Reads out the contents of the standard event status register (SESR).

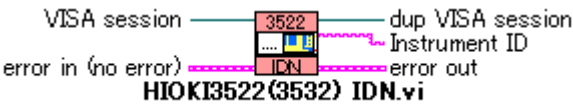


Name	Data type	Explanation
Setted Bits	<span style="border: 1px solid green; padding: 2px;">[TF]</span>	The result(bit array) of querying the SESR Output range: False(=0) True(=1)
Output Value	<span style="border: 1px solid blue; padding: 2px;">[I32]</span>	The result(value) of querying the SESR Output range: 0 - 255

DOCUMENT No.	TITLE	PAGE
	<b>3522,3532 LCR HiTESTER</b>	<b>11</b>
BACKGROUND	<b>Explanation of driver</b>	

4-3-4. HIOKI3522(3532) IDN.vi

Queries manufacture's name,model name, and software version.



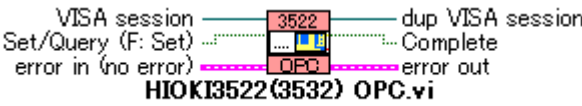
Name	Data type	Explanation
Instrument ID		The result of quering manufacture's name,model name, and software version *



- \* First field      Manufacture's name
- Second field    Model name
- Third             Serial number (Not used - always zero)
- Fourth field     Software version

DOCUMENT No.	TITLE	PAGE
	<b>3522,3532 LCR HiTESTER</b>	<b>12</b>
BACKGROUND	<b>Explanation of driver</b>	

4-3-5. HIOKI3522(3532) OPC.vi

Issues service request(SRQ) after execution, or queries execution completion.  
(GPIB only).

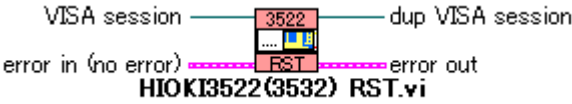


Name	Data type	Explanation
Set/Query(F:Set)		Selects the setting or the querying function Valid range: False(=set: Default), True(=Query)
Complete		The result of querying Output range: False(=All action has not been completed during execution, or, error) True(=All action has not been completed during execution)

DOCUMENT No.	TITLE	PAGE
	<b>3522,3532 LCR HiTESTER</b>	<b>13</b>
BACKGROUND	<b>Explanation of driver</b>	

4-3-6. HIOKI3522(3532) RST.vi

Performs device initial setting..

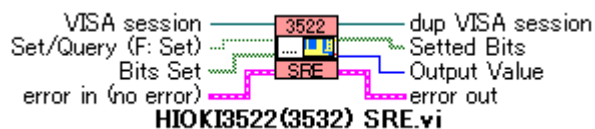


Name	Data type	Explanation
		There is no input and output except common inputs and common outputs

DOCUMENT No.	TITLE <b>3522,3532 LCR HiTESTER</b>	PAGE <b>14</b>
BACKGROUND	<b>Explanation of driver</b>	

#### 4-3-7. HIOKI3522(3532) SRE.vi

Sets or queries the service request enable register (SRER). (GP-IB only)

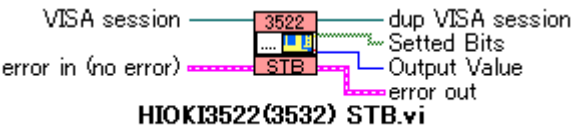


Name	Data type	Explanation
Set/Query(F:Set)		Selects the setting or the querying function Valid range: False(=set: Default), True(=Query)
Bits Set		The array of bit for setting Valid range: False(=0), True(=1)
Setted Bits		The result(bit array) of querying the SRER Output range: False(=0) True(=1)
Output Value		The result(value) of querying the SRER Output range: 0 - 255

DOCUMENT No.	TITLE	PAGE
	<b>3522,3532 LCR HiTESTER</b>	<b>15</b>
BACKGROUND	<b>Explanation of driver</b>	

4-3-8. HIOKI3522(3532) STB.vi

Queries the status byte register.(GPIB only)

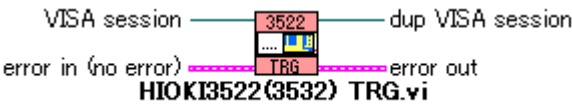


Name		Data type
Setted Bits	<span style="border: 1px solid green; padding: 2px;">[TF]</span>	The result(bit array) of querying the STB Output range: False(=0) True(=1)
Output Value	<span style="border: 1px solid blue; padding: 2px;">[I32]</span>	The result(value) of querying the STB

DOCUMENT No.	TITLE	PAGE
	<b>3522,3532 LCR HiTESTER</b>	<b>16</b>
BACKGROUND	<b>Explanation of driver</b>	

4-3-9. HIOKI3522(3532) TRG.vi

Performs measurement once in external trigger mode.



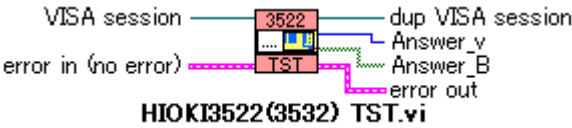
Name	Data type	Explanation
		There is no input and output except common inputs and common outputs



DOCUMENT No.	TITLE	PAGE
	<b>3522,3532 LCR HiTESTER</b>	<b>17</b>
BACKGROUND	<b>Explanation of driver</b>	

4-3-10. HIOKI3522(3532) TST.vi

Perform the self test of the unit, and queries the result.

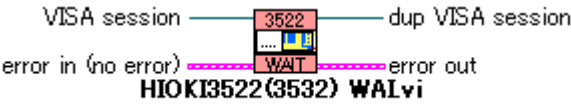


Name	Data type	Explanation
Answer_v		The result(value) of self test Output range: 0 - 15
Answer_B		The result(bit array) of self test Output range: False(=0) True(=1) bit0      a ROM error occurred bit1      a RAM error occurred bit2      an I/O error occurred bit3      an interrupt error occurred bit4      unused bit5      unused bit6      unused bit7      unused

DOCUMENT No.	TITLE	PAGE
	<b>3522,3532 LCR HiTESTER</b>	<b>18</b>
BACKGROUND	<b>Explanation of driver</b>	

4-3-11. HIOKI3522(3532) WAI.vi

Waits until all executions are fully completed






Name	Data type	Explanation
		There is no input and output except common inputs and common outputs

DOCUMENT No.	TITLE <b>3522,3532 LCR HiTESTER</b>	PAGE <b>19</b>
BACKGROUND	<b>Explanation of driver</b>	

#### 4-3-12. HIOKI3522(3532) Averaging.vi

Sets or queries the number of measurement times for averaging.

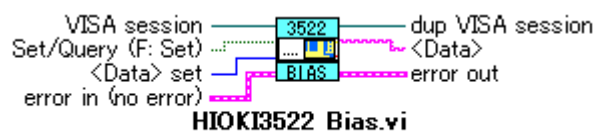


Name	Data type	Explanation
Set/Query(F:Set)		Selects the setting or the querying function Valid range: False(=set: Default), True(=Query)
<Data> Set		Specifies the measurement times for averaging 0(=OFF:Defasult), 1(=2), 2(=4), 3(=16), 4(=32), 5(=64)
<Data>		The result of querying the measurement times for averaging

DOCUMENT No.	TITLE <b>3522,3532 LCR HiTESTER</b>	PAGE <b>20</b>
BACKGROUND	<b>Explanation of driver</b>	

#### 4-3-13. HIOKI3522 Bias.vi

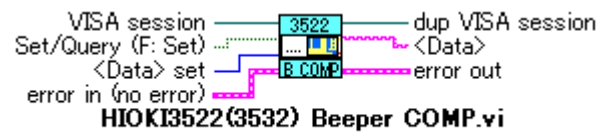
Sets or queries the mode of the external DC bias function. (3522 only)



Name	Data type	Explanation
Set/Query(F:Set)		Selects the setting or the querying function Valid range: False(=set: Default), True(=Query)
<Data> Set		Specifies the mode of the external DC bias function Valid range: 0(=ON:Default), 1(=OFF)
<Data>		The result of querying the mode of the external DC bias function

DOCUMENT No.	TITLE	PAGE
	<b>3522,3532 LCR HiTESTER</b>	<b>21</b>
BACKGROUND	<b>Explanation of driver</b>	

4-3-14. HIOKI3522(3532) Beeper COMP.vi  
 Sets or queries the beep sound for the comparator.

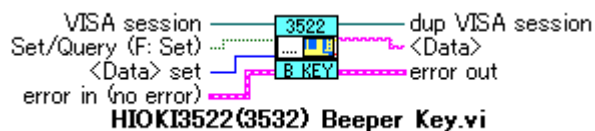





Name	Data type	Explanation
Set/Query(F:Set)		Selects the setting or the querying function Valid range: False(=set: Default), True(=Query)
<Data> Set		Specifies the mode of the comparator function Valid range: 0(=IN:Default), 1(=NG), 2(=OFF)
<Data>		The result of querying the mode of the comparator function

DOCUMENT No.	TITLE	PAGE
	3522,3532 LCR HiTESTER	22
BACKGROUND	Explanation of driver	

#### 4-3-15. HIOKI3522(3532) Beeper Key.vi

Sets or queries the mode of the beep sound for key input.






Name	Data type	Explanation
Set/Query(F:Set)		Selects the setting or the querying function Valid range: False(=set: Default), True(=Query)
<Data> Set		Specifies the mode of the beep sound for key input Valid range: 0(=ON:Default), 1(=OFF)
<Data>		The result of querying the mode of the beep sound for key input

DOCUMENT No.	TITLE <b>3522,3532 LCR HiTESTER</b>	PAGE <b>23</b>
BACKGROUND	<b>Explanation of driver</b>	

#### 4-3-16. HIOK3532 Cable.vi

Sets or queries the cable length. (3532 only)

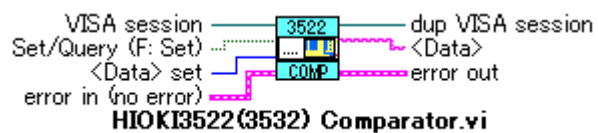





Name	Data type	Explanation
Set/Query(F:Set)		Selects the setting or the querying function Valid range: False(=set: Default), True(=Query)
<Data> Set		Specifies the cable length Valid range: 0(=0m:Default), 1(=1m)
<Data>		The result of querying the cable length

DOCUMENT No.	TITLE <b>3522,3532 LCR HiTESTER</b>	PAGE <b>24</b>
BACKGROUND	<b>Explanation of driver</b>	

#### 4-3-17. HIOKI3522(3532) Comparator.vi

Sets or queries the comparator function.



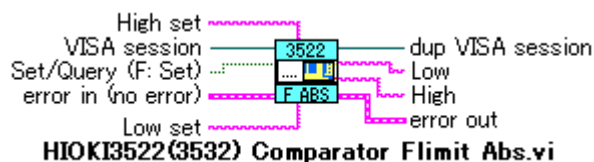
Name	Data type	Explanation
Set/Query(F:Set)		Selects the setting or the querying function Valid range: False(=set: Default), True(=Query)
<Data> Set		Specifies the mode of the comparator function Valid range: 0(=ON:Default), 1(=OFF)
<Data>		The result of querying the mode of the comparator function








DOCUMENT No.	TITLE <b>3522,3532 LCR HiTESTER</b>	PAGE <b>25</b>
BACKGROUND	<b>Explanation of driver</b>	

#### 4-3-18. HIOKI3522(3532) Comparator Flimit Abs.vi

Sets or queries the lower and upper limit values for the first comparator parameter as absolute values.

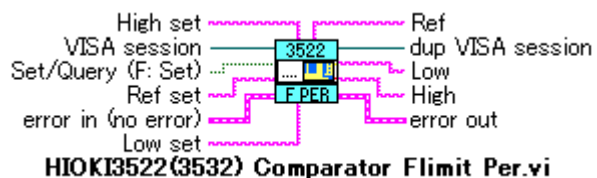


Name	Data type	Explanation
High set		Inputs the upper limit value (OFF or NR3)
Set/Query(F:Set)		Selects the setting or the querying function Valid range: False(=set: Default), True(=Query)
Low set		Inputs the lower limit value (OFF or NR3)
Low		The result of querying the lower limit value
High		The result of querying the upper value

DOCUMENT No.	TITLE	PAGE
	<b>3522,3532 LCR HiTESTER</b>	<b>26</b>
BACKGROUND	<b>Explanation of driver</b>	

#### 4-3-19. HIOKI3522(3532) Comparator Flimit Per.vi

Sets or queries the lower and upper limit values for first comparator parameter as percentage.

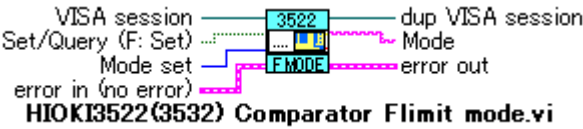





Name	Data type	Explanation
High set		Inputs the upper limit value (OFF or NR1)
Set/Query(F:Set)		Selects the setting or the querying function Valid range: False(=set: Default), True(=Query)
Ref set		Inputs reference value(NR3)
Low set		Inputs the lower limit value(OFF or NR1)
Ref		The result of querying the reference value
Low		The result of querying the lower limit value
High		The result of querying the upper value

DOCUMENT No.	TITLE	PAGE
	<b>3522,3532 LCR HiTESTER</b>	<b>27</b>
BACKGROUND	<b>Explanation of driver</b>	

4-3-20. HIOKI3522(3532) Comparator Flimit mode.vi

Sets or queries the first parameter setting mode for the comparator.

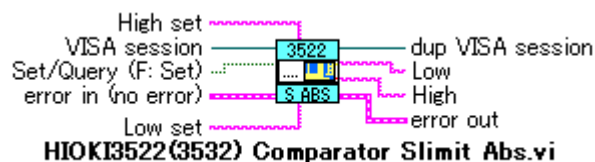


Name	Data type	Explanation
Set/Query(F:Set)		Selects the setting or the querying function Valid range: False(=set: Default), True(=Query)
Mode Set		Specifies the first parameter setting mode for the comparator Valid range: 0(=ABSOLUTE), 1(=PERCENT)
Mode		The result of querying the first parameter setting mode for the comparator

DOCUMENT No.	TITLE <b>3522,3532 LCR HiTESTER</b>	PAGE <b>28</b>
BACKGROUND	<b>Explanation of driver</b>	

#### 4-3-21. HIOKI3522(3532) Comparator Slimit Abs.vi

Sets or queries the lower and upper limit values for the second comparator parameter as absolute values.

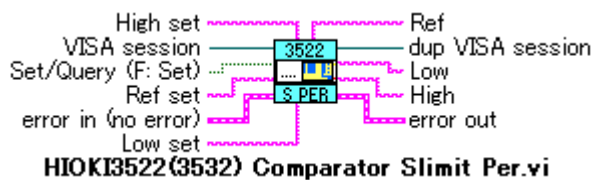









Name	Data type	Explanation
High set		Inputs the upper limit value (OFF or NR3)
Set/Query(F:Set)		Selects the setting or the querying function Valid range: False(=set: Default), True(=Query)
Low set		Inputs the lower limit value (OFF or NR3)
Low		The result of querying the lower limit value
High		The result of querying the upper value

DOCUMENT No.	TITLE <b>3522,3532 LCR HiTESTER</b>	PAGE <b>29</b>
BACKGROUND	<b>Explanation of driver</b>	

#### 4-3-22. HIOKI3522(3532) Comparator Slimit Per.vi

Sets or queries the lower and upper limit values for the second comparator parameter as percentage.

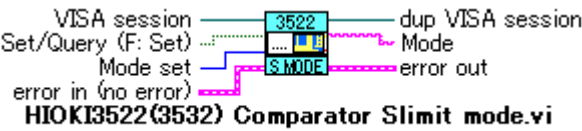





Name	Data type	Explanation
High set		Inputs the upper limit value (OFF or NR1)
Set/Query(F:Set)		Selects the setting or the querying function Valid range: False(=set: Default), True(=Query)
Ref set		Inputs reference value(NR3)
Low set		Inputs the lower limit value(OFF or NR1)
Ref		The result of querying the reference value
Low		The result of querying the lower limit value
High		The result of querying the upper value

DOCUMENT No.	TITLE	PAGE
	3522,3532 LCR HiTESTER	30
BACKGROUND	Explanation of driver	

4-3-23. HIOKI3522(3532) Comparator Slimit mode.vi

Sets or queries the second parameter setting mode for the comparator.

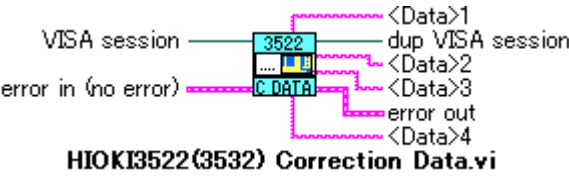


Name	Data type	Explanation
Set/Query(F:Set)		Selects the setting or the querying function Valid range: False(=set: Default), True(=Query)
Mode Set		Specifies the first parameter setting mode for the comparator Valid range: 0(=ABSOLUTE), 1(=PERCENT)
Mode		The result of querying the first parameter setting mode for the comparator

DOCUMENT No.	TITLE	PAGE
	<b>3522,3532 LCR HiTESTER</b>	<b>31</b>
BACKGROUND	<b>Explanation of driver</b>	

4-3-24. HIOKI3522(3532) Correction Data.vi

Queries the open circuit and short circuit compensation values.

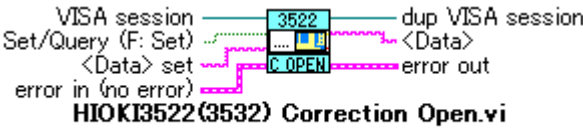


Name	Data type	Explanation
<Data>1		The result of querying the residual impedance of short circuit compensation
<Data>2		The result of querying the phase angle of short circuit compensation
<Data>3		The result of querying the residual impedance of open circuit compensation
<Data>4		The result of querying the phase angle of open circuit compensation

DOCUMENT No.	TITLE	PAGE
	3522,3532 LCR HiTESTER	32
BACKGROUND	Explanation of driver	

4-3-25. HIOKI3522(3532) Correction Open.vi

Sets or queries the open circuit compensation function



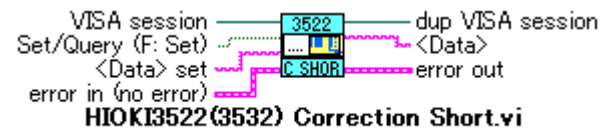
Name	Data type	Explanation
Set/Query(F:Set)		Selects the setting or the querying function Valid range: False(=set: Default), True(=Query)
<Data> Set		Specifies the open circuit compensation function(OFF, ALL, NR3)
<Data>		The result of querying the open circuit compensation function






DOCUMENT No.	TITLE	PAGE
	<b>3522,3532 LCR HiTESTER</b>	<b>33</b>
BACKGROUND	<b>Explanation of driver</b>	

4-3-26. HIOKI3522(3532) Correction Short.vi

Sets or queries the short circuit compensation function.

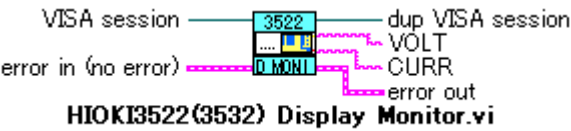


Name	Data type	Explanation
Set/Query(F:Set)		Selects the setting or the querying function Valid range: False(=set: Default), True(=Query)
<Data> Set		Specifies the short circuit compensation function(OFF, ALL, NR3)
<Data>		The result of querying the short circuit compensation function

DOCUMENT No.	TITLE	PAGE
	<b>3522,3532 LCR HiTESTER</b>	<b>34</b>
BACKGROUND	<b>Explanation of driver</b>	

4-3-27. HIOKI3522(3532) Display Monitor.vi

Sets or queries the voltage and current monitored parameters.

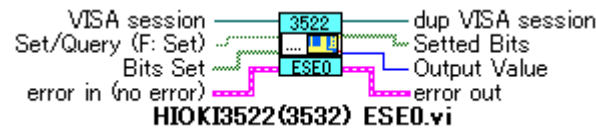


Name	Data type	Explanation
VOLT		The result of querying the voltage monitor parameter
CURR		The result of querying the current monitor parameter

DOCUMENT No.	TITLE	PAGE
	<b>3522,3532 LCR HiTESTER</b>	<b>35</b>
BACKGROUND	<b>Explanation of driver</b>	

4-3-28. HIOKI3522(3532) ESE0.vi

Sets or reads out event status enable register 0 (ESER0). (GPIB only)

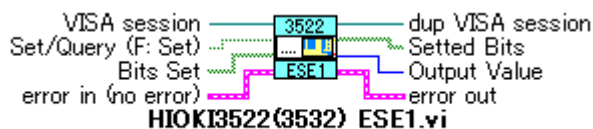


Name	Data type	Explanation
Set/Query(F:Set)		Selects the setting or the querying function Valid range: False(=set: Default), True(=Query)
Bits Set		The array of bit for setting Valid range: False(=0), True(=1)
Setted Bits		The result(bit array) of querying the ESER0 Output range: False(=0) True(=1)
Output Value		The result(value) of querying the ESER0 Output range: 0 - 255

DOCUMENT No.	TITLE <b>3522,3532 LCR HiTESTER</b>	PAGE <b>36</b>
BACKGROUND	<b>Explanation of driver</b>	

#### 4-3-29. HIOKI3522(3532) ESE1.vi

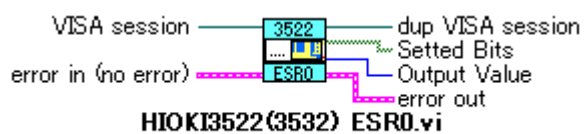
Sets or reads out event status enable register 1 (ESER1). (GPIB only)



Name	Data type	Explanation
Set/Query(F:Set)		Selects the setting or the querying function Valid range: False(=set: Default), True(=Query)
Bits Set		The array of bit for setting Valid range: False(=0), True(=1)
Setted Bits		The result(bit array) of querying the ESER1 Output range: False(=0) True(=1)
Output Value		The result(value) of querying the ESER1 Output range: 0 - 255

DOCUMENT No.	TITLE <b>3522,3532 LCR HiTESTER</b>	PAGE <b>37</b>
BACKGROUND	<b>Explanation of driver</b>	

4-3-30. HIOKI3522(3532) ESR0.vi  
Read out event status register 0(ESR0).

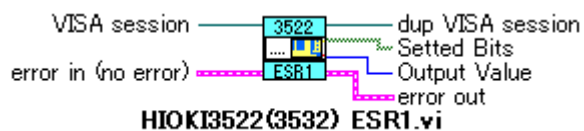


Name	Data type	Explanation
Setted Bits	[TF]	The result(bit array) of querying the ESR0 Output range: False(=0) True(=1)
Output Value	[I32]	The result(value) of querying the ESR0 Output range: 0 - 255

DOCUMENT No.	TITLE <b>3522,3532 LCR HiTESTER</b>	PAGE <b>38</b>
BACKGROUND	<b>Explanation of driver</b>	

#### 4-3-31. HIOKI3522(3532) ESR1.vi

Read out event status register 1(ESR1).

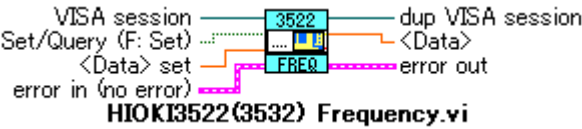





Name	Data type	Explanation
Setted Bits	<span style="border: 1px solid green; padding: 2px;">[TF]</span>	The result(bit array) of querying the ESR1 Output range: False(=0) True(=1)
Output Value	<span style="border: 1px solid blue; padding: 2px;">[I32]</span>	The result(value) of querying the ESR1 Output range: 0 - 255

DOCUMENT No.	TITLE	PAGE
	<b>3522,3532 LCR HiTESTER</b>	<b>39</b>
BACKGROUND	<b>Explanation of driver</b>	

4-3-32. HIOKI3522(3532) Frequency.vi

Sets or queries the test frequency.

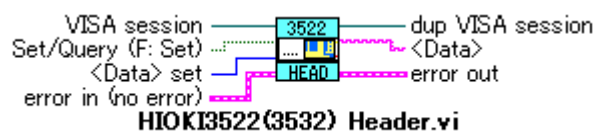





Name	Data type	Explanation
Set/Query(F:Set)		Selects the setting or the querying function Valid range: False(=set: Default), True(=Query)
<Data> set		Specifies the test frequency Valid range: 3522: 0 - 100.0E+03 3532: 42.0E+00 - 5.000E+06
<Data>		The result of querying the test frequency

DOCUMENT No.	TITLE <b>3522,3532 LCR HiTESTER</b>	PAGE <b>40</b>
BACKGROUND	<b>Explanation of driver</b>	

#### 4-3-33. HIOKI3522(3532) Header.vi

Sets or queries the mode of headers for response message.



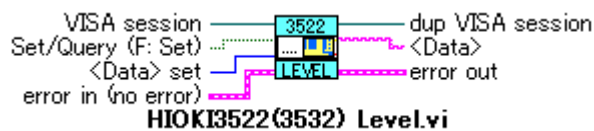
Name	Data type	Explanation
Set/Query(F:Set)		Selects the setting or the querying function Valid range: False(=set: Default), True(=Query)
<Data> Set		Specifies the mode Valid range: 0(=ON), 1(=OFF:Default)
<Data>		The result of querying the mode of headers for response message






DOCUMENT No.	TITLE <b>3522,3532 LCR HiTESTER</b>	PAGE <b>41</b>
BACKGROUND	<b>Explanation of driver</b>	

#### 4-3-34. HIOKI3522(3532) Level.vi

Sets or queries the test signal level.






Name	Data type	Explanation
Set/Query(F:Set)		Selects the setting or the querying function Valid range: False(=set: Default), True(=Query)
<Data> Set		Specifies the mode Valid range: 0(=V:Default), 1(=CV), 2(=CC)
<Data>		The result of querying the test signal level

DOCUMENT No.	TITLE	PAGE
	<b>3522,3532 LCR HiTESTER</b>	<b>42</b>
BACKGROUND	<b>Explanation of driver</b>	

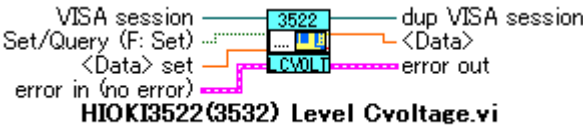
4-3-35. HIOKI3522(3532) Level Ccurrent.vi  
 Sets or queries the constant current value.






Name	Data type	Explanation
Set/Query(F:Set)		Selects the setting or the querying function Valid range: False(=set: Default), True(=Query)
<Data> set		Specifies the constant current value Valid range: 3522: 0.01E-03 - 99.99E-3 3532: 0.01E-03 - 99.99E-3 (frequency 42Hz - 1MHz) 0.01E-03 - 20.00E-3 (frequency 1.001MHz - 5MHz)
<Data>		The result of querying the constant current value

DOCUMENT No.	TITLE	PAGE
	<b>3522,3532 LCR HiTESTER</b>	<b>43</b>
BACKGROUND	<b>Explanation of driver</b>	

4-3-36. HIOKI3522(3532) Level Cvoltage.vi  
 Sets or queries the constant voltage value.






Name	Data type	Explanation
Set/Query(F:Set)		Selects the setting or the querying function Valid range: False(=set: Default), True(=Query)
<Data> set		Specifies the constant voltage value Valid range: 3522: 0.010 - 5.000 3532: 0.010 - 5.000 (frequency 42Hz - 1MHz) 0.010 - 1.000 (frequency 1.001MHz - 5MHz)
<Data>		The result of querying the constant voltage value

DOCUMENT No.	TITLE	PAGE
	<b>3522,3532 LCR HiTESTER</b>	<b>44</b>
BACKGROUND	<b>Explanation of driver</b>	

4-3-37. HIOKI3522(3532) Level Voltage.vi

Sets or queries the open circuit voltage value.

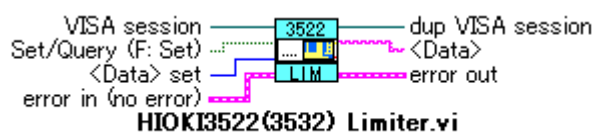





Name	Data type	Explanation
Set/Query(F:Set)		Selects the setting or the querying function Valid range: False(=set: Default), True(=Query)
<Data> set		Specifies the open circuit voltage value  Valid range: 3522: 0.010 - 5.000 3532: 0.010 - 5.000 (frequency 42Hz - 1MHz) 0.010 - 1.000 (frequency 1.001MHz - 5MHz)
<Data>		The result of querying the open circuit voltage value

DOCUMENT No.	TITLE <b>3522,3532 LCR HiTESTER</b>	PAGE <b>45</b>
BACKGROUND	<b>Explanation of driver</b>	

#### 4-3-38. HIOKI3522(3532) Limiter.vi

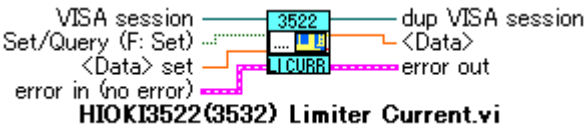
Sets or queries the limit value setting function.






Name	Data type	Explanation
Set/Query(F:Set)		Selects the setting or the querying function Valid range: False(=set: Default), True(=Query)
<Data> Set		Specifies the mode Valid range: 0(=ON:Default), 1(=OFF)
<Data>		The result of querying the limit setting function

DOCUMENT No.	TITLE	PAGE
	<b>3522,3532 LCR HiTESTER</b>	<b>46</b>
BACKGROUND	<b>Explanation of driver</b>	

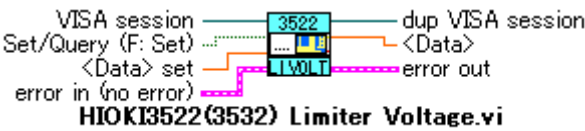
4-3-39. HIOKI3522(3532) Limiter Current.vi  
 Sets or queries the current limit value.






Name	Data type	Explanation
Set/Query(F:Set)		Selects the setting or the querying function Valid range: False(=set: Default), True(=Query)
<Data> set		Specifies the current limit value Valid range: 0.01E-03 - 99.99E-03
<Data>		The result of querying the current limit value

DOCUMENT No.	TITLE	PAGE
	3522,3532 LCR HiTESTER	47
BACKGROUND	Explanation of driver	

4-3-40. HIOKI3522(3532) Limiter Voltage.vi  
 Sets or queries the voltage limit value.

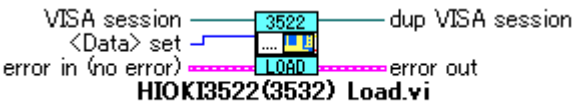


Name	Data type	Explanation
Set/Query(F:Set)		Selects the setting or the querying function Valid range: False(=set: Default), True(=Query)
<Data> set		Specifies the voltage limit value Valid range: 0.010 - 5.000
<Data>		The result of querying the voltage limit value

DOCUMENT No.	TITLE	PAGE
	3522,3532 LCR HiTESTER	48
BACKGROUND	Explanation of driver	

4-3-41. HIOKI3522(3532) Load.vi

Loads the test conditions of the specified panel number.



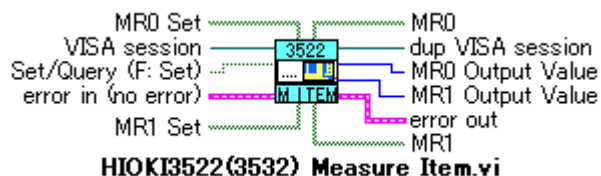
Name	Data type	Explanation
<Data> set	I32	Specifies the panel number



DOCUMENT No.	TITLE <b>3522,3532 LCR HiTESTER</b>	PAGE <b>49</b>
BACKGROUND	<b>Explanation of driver</b>	

#### 4-3-42. HIOKI3522(3532) Measure Item.vi

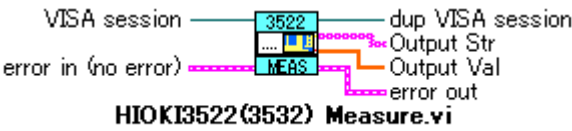
Sets or queries the test parameter for response of the :MEASure? query during normal testing..



Name	Data type	Explanation
MR0 Set	<b>[TF]</b>	Sets the measurement register 0 (MR0) bit0:Z bit1:Y bit2:θ bit3:Cs bit4:Cp bit5:D bit6: Ls bit7:Lp
Set/Query(F:Set)	<b>[TF]</b>	Selects the setting or the querying function Valid range: False(=set: Default), True(=Query)
MR1 Set	<b>[TF]</b>	Sets the measurement register 1 (MR1) bit0:Q bit1:Rs bit2:G bit3:Rp bit4:X bit5:B bit6: Unused bit7:Unused
MR0	<b>[TF]</b>	The result(bit array) of querying the MR0 bit0:Z bit1:Y bit2:θ bit3:Cs bit4:Cp bit5:D bit6: Ls bit7:Lp
MR0 Output Value	<b>[I32]</b>	The result(value) of querying the MR0
MR1 Output Value	<b>[I32]</b>	The result(value) of querying the MR1
MR1	<b>[TF]</b>	The result(bit array) of querying the MR1 bit0:Q bit1:Rs bit2:G bit3:Rp bit4:X bit5:B bit6: Unused bit7:Unused

DOCUMENT No.	TITLE	PAGE
	<b>3522,3532 LCR HiTESTER</b>	<b>50</b>
BACKGROUND	<b>Explanation of driver</b>	

4-3-43. HIOKI3522(3532) Measure.vi  
 Queries the measured data items.



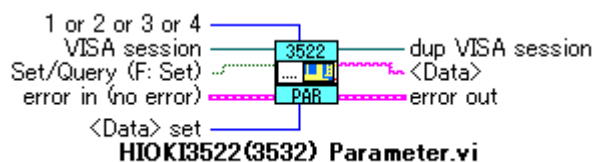
Name	Data type	Explanation
Output Str	[abc]	The result(character stings) of querying the measured data items *
Output Val	[DBL]	The result(values) of querying the measured data items *





\* Refers to 3532/3522 LCR HiTESTER manual for detailed information.

DOCUMENT No.	TITLE <b>3522,3532 LCR HiTESTER</b>	PAGE <b>51</b>
BACKGROUND	<b>Explanation of driver</b>	

#### 4-3-44. HIOKI3522(3532) Parameter.vi

Sets or queries the parameter to be displayed.

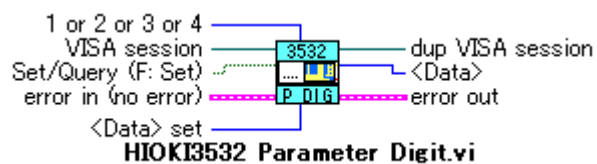


Name	Data type	Explanation
1 or 2 or 3 or 4		Specifies the parameter number
Set/Query(F:Set)		Selects the setting or the querying function Valid range: False(=set: Default), True(=Query)
<Data> set		Specifies the parameter 0(=Z:Default), 1(=Y), 2(=PHASE), 3(=CS), 4(=CP), 5(=D), 6(=LS), 7(=LP), 8(=Q), 9(=RS), 10(=G), 11(=RP), 12(=X), 13(=B), 14(=OFF)
<Data>		The result of querying the parameter to be display

DOCUMENT No.	TITLE <b>3522,3532 LCR HiTESTER</b>	PAGE <b>52</b>
BACKGROUND	<b>Explanation of driver</b>	

#### 4-3-45. HIOKI3522(3532) Parameter Digit.vi

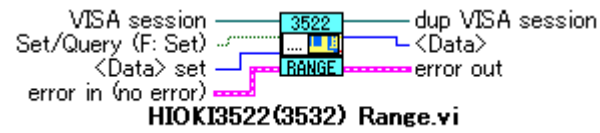
Sets or queries the number of displayed digits for the test parameter.



Name	Data type	Explanation
1 or 2 or 3 or 4		Specifies the parameter number
Set/Query(F:Set)		Selects the setting or the querying function Valid range: False(=set: Default), True(=Query)
<Data> set		Specifies the number of displayed digits for the test parameter
<Data>		The result of querying the number of displayed digits for the test parameter

DOCUMENT No.	TITLE	PAGE
	<b>3522,3532 LCR HiTESTER</b>	<b>53</b>
BACKGROUND	<b>Explanation of driver</b>	

4-3-46. HIOKI3522(3532) Range.vi  
 Sets or queries the test range.



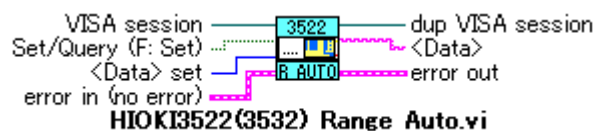
**HIOKI3522(3532) Range.vi**




Name	Data type	Explanation
Set/Query(F:Set)		Selects the setting or the querying function Valid range: False(=set: Default), True(=Query)
<Data> set		Specifies the test range
<Data>		The result of querying the test range

DOCUMENT No.	TITLE <b>3522,3532 LCR HiTESTER</b>	PAGE <b>54</b>
BACKGROUND	<b>Explanation of driver</b>	

#### 4-3-47. HIOKI3522(3532) Range Auto.vi

Sets or queries the auto-range function.

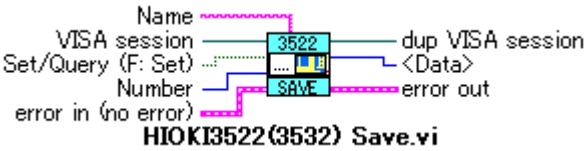


Name	Data type	Explanation
Set/Query(F:Set)		Selects the setting or the querying function Valid range: False(=set: Default), True(=Query)
<Data> set		Specifies the mode Valid range: 0(=ON:Default), 1(=OFF)
<Data>		The result of querying the auto-range function

DOCUMENT No.	TITLE	PAGE
	<b>3522,3532 LCR HiTESTER</b>	<b>55</b>
BACKGROUND	<b>Explanation of driver</b>	

4-3-48. HIOKI3522(3532) Save.vi

Saves the test conditions in specified panel number, or queries the panel number saved.

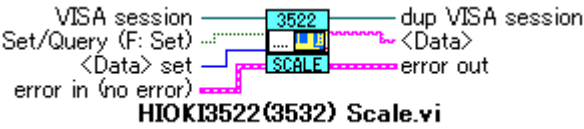





Name	Data type	Explanation
Name		Inputs a saving name Character: 1-20
Set/Query(F:Set)		Selects the setting or the querying function Valid range: False(=set: Default), True(=Query)
Number		Specifies the panel number Valid range: 1-30
<Data>		The result of querying the panel number saved (1=save, 0=not save)

DOCUMENT No.	TITLE	PAGE
	<b>3522,3532 LCR HiTESTER</b>	<b>56</b>
BACKGROUND	<b>Explanation of driver</b>	

4-3-49. HIOKI3522(3532) Scale.vi

Sets or queries the scaling function.



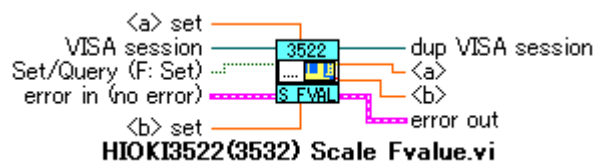
Name	Data type	Explanation
Set/Query(F:Set)		Selects the setting or the querying function Valid range: False(=set: Default), True(=Query)
<Data> set		Specifies the mode Valid range: 0(=ON:Default), 1(=OFF)
<Data>		The result of querying the scaling function








DOCUMENT No.	TITLE <b>3522,3532 LCR HiTESTER</b>	PAGE <b>57</b>
BACKGROUND	<b>Explanation of driver</b>	

#### 4-3-50. HIOKI3522(3532) Scale Fvalue.vi

Sets or queries the first parameters(a and b) in scaling function.

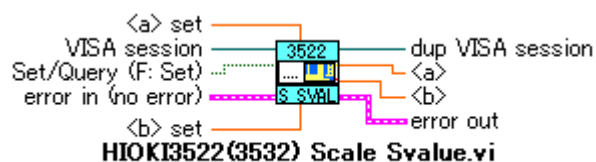







Name	Data type	Explanation
<a> set		Specifies the first parameter a
Set/Query(F:Set)		Selects the setting or the querying function Valid range: False(=set: Default), True(=Query)
<b> set		Specifies the first parameter b
<a>		The result of querying the first parameter a
<b>		The result of querying the first parameter b

DOCUMENT No.	TITLE	PAGE
	<b>3522,3532 LCR HiTESTER</b>	<b>58</b>
BACKGROUND	<b>Explanation of driver</b>	

#### 4-3-51. HIOKI3522(3532) Scale Svalue.vi

Sets or queries the second parameters (a and b) in the scaling function.

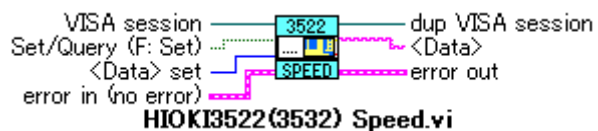





Name	Data type	Explanation
<a> set		Specifies the second parameter a
Set/Query(F:Set)		Selects the setting or the querying function Valid range: False(=set: Default), True(=Query)
<b> set		Specifies the second parameter b
<a>		The result of querying the second parameter a
<b>		The result of querying the second parameter b

DOCUMENT No.	TITLE <b>3522,3532 LCR HiTESTER</b>	PAGE <b>59</b>
BACKGROUND	<b>Explanation of driver</b>	

#### 4-3-52. HIOKI3522(3532) Speed.vi

Sets or queries the testing speed.

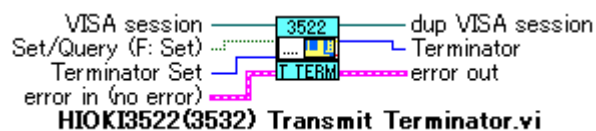





Name	Data type	Explanation
Set/Query(F:Set)		Selects the setting or the querying function Valid range: False(=set: Default), True(=Query)
<Data> set		Specifies the mode Valid range: 0(=FAST:Default), 1(=NORMAL), 2(=SLOW), 3(=SLOW2)
<Data>		The result of querying the testing speed

DOCUMENT No.	TITLE <b>3522,3532 LCR HiTESTER</b>	PAGE <b>60</b>
BACKGROUND	<b>Explanation of driver</b>	

#### 4-3-53. HIOKI3522(3532) Transmit Terminator.vi

Sets or queries the data terminator for response message. (GPIB only)

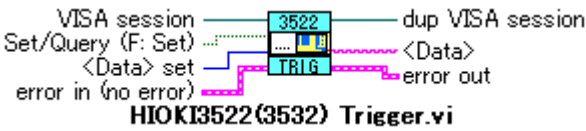





Name	Data type	Explanation
Set/Query(F:Set)		Selects the setting or the querying function Valid range: False(=set: Default), True(=Query)
Terminator Set		Specifies the mode Valid range: 0(=LF+EOI:Default), 1(=CR,,LF+EOI)
Terminator		The result of querying the data terminator for response message 0(=LF+EOI), 1(=CR,,LF+EOI)

DOCUMENT No.	TITLE	PAGE
	<b>3522,3532 LCR HiTESTER</b>	<b>61</b>
BACKGROUND	<b>Explanation of driver</b>	

4-3-54. HIOKI3522(3532) Trigger.vi

Sets or queries the type of trigger

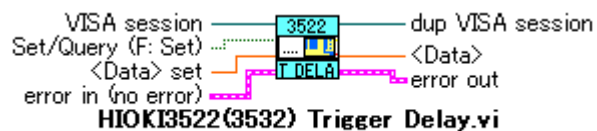





Name	Data type	Explanation
Set/Query(F:Set)		Selects the setting or the querying function Valid range: False(=set: Default), True(=Query)
<Data> set		Specifies the type Valid range: 0(=INTERNAL:Default), 1(=EXTERNAL)
<Data>		The result of querying the type of trigger

DOCUMENT No.	TITLE <b>3522,3532 LCR HiTESTER</b>	PAGE <b>62</b>
BACKGROUND	<b>Explanation of driver</b>	

#### 4-3-55. HIOKI3522(3532) Trigger Delay.vi

Sets or queries the trigger delay time.



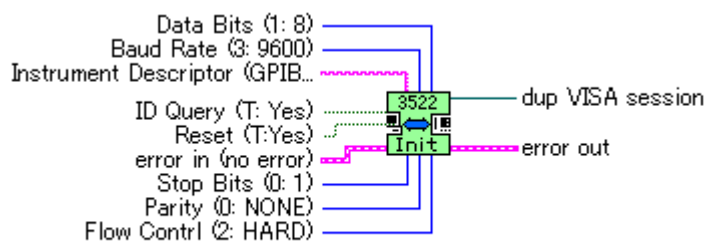
Name	Data type	Explanation
Set/Query(F:Set)		Selects the setting or the querying function Valid range: False(=set: Default), True(=Query)
<Data> set		Specifies the trigger delay time Valid range: 0-9.99
<Data>		The result of querying the trigger delay time

DOCUMENT No.	TITLE <b>3522,3532 LCR HiTESTER</b>	PAGE <b>63</b>
BACKGROUND	<b>Explanation of driver</b>	

4-4. The VI which is not in the program library.

4-4-1. HIOKI3522(3532) Initialize.vi

Opens the VISA session, Initializes the interface and the 3522/3532 LCR HiTESTER unit.



**HIOKI3522(3532) Initialize.vi**

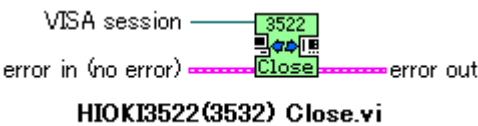
Name	Data type	Explanation
dup VISA session error in error out		The inputs and outputs are the same as the ones of the vi which are in the program library.
Instrument Descriptor (GPIB...)		Specifies the resource name of unit. The form: GPIB: GPIB[board number]::primary address[:secondary address][:INSTR] ASRL: ASRL[port Number][:INSTR]
Data Bits(1: 8)		Specifies the length of data(the parameter of serial communication).* Valid Range: 0(=7 bit), 1(=8 bit: Default).
Baud Rate(3: 9600)		Specifies the speed(the parameter of serial communication).* Valid range: 0(=1200), 1(=2400), 2(=4800), 3(=9600: Default).
Stop Bits(0: 1)		Specifies the stop bits(the parameter of serial communication). * Valid range: 0(=1 bit: Default), 1(=2 bits).
Parity(0: NONE)		Specifies the parity(the parameter of serial communication). * Valid range: 0(=NONE), 1(=ODD), 2(=EVEN).
Flow Control(2: HARD)		Specifies the flow control(the parameter of serial communication). * Valid range: 0(=OFF), 1(=X), 2(=HARD: Default).
ID Query		Identifies the ID of unit. Valid range: False, True(Default).
Reset		Resets the unit. Valid range: False, True(Default).

\* It is ignored when setting for GBIP.

DOCUMENT No.	TITLE	PAGE
	3522,3532 LCR HiTESTER	64
BACKGROUND	Explanation of driver	

4-4-2. HIOKI3522(3532) Close.vi

Closes the VISA session.



Name	Explanation
dup VISA session error in error out	The inputs and outputs are the same as the ones of the vi which are in the program library.




DOCUMENT No.	TITLE	PAGE
	3522,3532 LCR HiTESTER	65
BACKGROUND	Explanation of driver	

#### 4-4-3. Wait.vi

Sets the time for waiting.

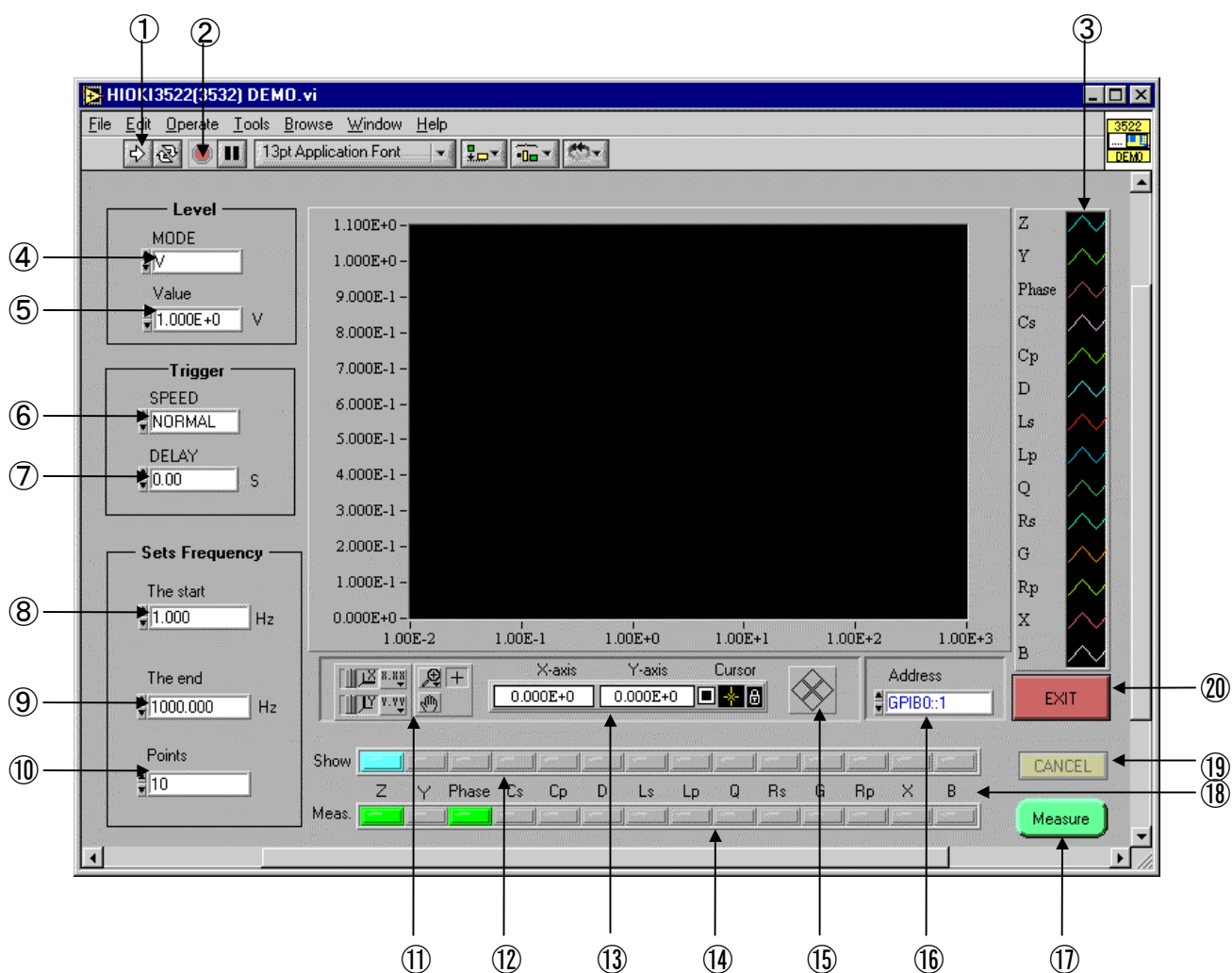


Name	Data type	Explanation
times(ms)		Specifies the time for waiting (Unit : ms)

DOCUMENT No.	TITLE	PAGE
	3522,3532 LCR HiTESTER	66
BACKGROUND	Explanation of driver	

#### 4-4-4. HIOKI3522(3532) DEMO.vi

It is a demo program for 3522/3532 LCR HiTESTER.



DOCUMENT No.	TITLE <b>3522,3532 LCR HiTESTER</b>	PAGE <b>67</b>
BACKGROUND	<b>Explanation of driver</b>	

No	Function
1	Starts this application program
2	Aborts this application program
3	Sets the color of wave, and so on. Note: It is a standard function of LabVIEW
4	Sets the test signal level mode (V/CV/CC).
5	Specifies the value for test signal mode.
6	Sets the testing speed.
7	Sets the trigger delay time.
8	Specifies the start test frequency.
9	Specifies the end test frequency.
10	Specifies the points for measurement Valid range: 1 - 1000
11	Changes the graph (enlargement, and so on) Note: It is a standard function of LabVIEW
12	Selects the measured item to display on graph.
13	Sets the kind of cursor, and so on. Note: It is a standard function of LabVIEW.
14	Sets the items for measurement
15	Moves the cursor. Note: It is a standard function of LabVIEW.
16	Sets the kind of communication. Note: In case of GPIB communication, it is necessary to set GPIB interface address of 3522/3532 LCR HiTESTER to 1 In case of RS232C communication, it is necessary to set baud rate to 9600, set data length to 8 bits set parity to NONE, set stop bits to 1 bit, and set the delimiters to CR+LF.
17	Starts measurement Note: All buttons are invalid except CANCEL button when measuring.
18	They are the names of items Z: Impedance Y: Admittance Phase: phase angle ( $\theta$ ) Cs: Series equivalent static capacitance Cp: Parallel equivalent static capacitance D: Loss coefficient Ls: Series equivalent inductance Lp: Parallel equivalent inductance Q: Q factor Rs: Series equivalent resistance G: Conductance Rp: Parallel equivalent resistance X: Reactance B: Susceptance Note: It means measured item when the color is red.
19	Cancels measurement.
20	Exits this application program.

DOCUMENT No.	TITLE	PAGE
	<b>3522,3532 LCR HiTESTER</b>	<b>68</b>
BACKGROUND	<b>Explanation of driver</b>	

## 5. Command table

Command name	VI name	Note
*CLS	HIOKI3522(3532) CLS.vi	
*ESE *ESE?	HIOKI3522(3532) ESE.vi	
*ESR?	HIOKI3522(3532) ESR.vi	
*IND?	HIOKI3522(3532) IDN.vi	
*OPC *OPC?	HIOKI3522(3532) OPC.vi	
*RST	HIOKI3522(3532) RST.vi	
*SRE *SRE?	HIOKI3522(3532) SRE.vi	
*STB?	HIOKI3522(3532) STB.vi	
*TRG	HIOKI3522(3532) TRG.vi	
*TST?	HIOKI3522(3532) TST.vi	
*WAI	HIOKI3522(3532) WAI.vi	
:AVERaging :AVERaging?	HIOKI3522(3532) Averaging.vi	
:BAIS :BAIS?	HIOKI3522 Bias.vi	
:BEEPPer:COMParator :BEEPPer:COMParator?	HIOKI3522(3532) Beeper COMP.vi	
:BEEPPer:KEY :BEEPPer:KEY?	HIOKI3522(3532) Beeper Key.vi	
:CABLe :CABLe?	HIOK3532 Cable.vi	
:COMParator :COMParator?	HIOKI3522(3532) Comparator.vi	
:COMParator:FLIMit:ABSolute :COMParator:FLIMit:ABSolute?	HIOKI3522(3532) Comparator Flimit Abs.vi	
:COMParator:FLIMit:PERcent :COMParator:FLIMit:PERcent?	HIOKI3522(3532) Comparator Flimit Per.vi	
:COMParator:FLIMit:MODE :COMParator:FLIMit:MODE?	HIOKI3522(3532) Comparator Flimit mode.vi	
:COMParator:SLIMit:ABSolute :COMParator:SLIMit:ABSolute?	HIOKI3522(3532) Comparator Slimit Abs.vi	
:COMParator:SLIMit:PERcent :COMParator:SLIMit:PERcent?	HIOKI3522(3532) Comparator Slimit Per.vi	
:COMParator:SLIMit:MODE :COMParator:SLIMit:MODE?	HIOKI3522(3532) Comparator Slimit mode.vi	

DOCUMENT No.	TITLE	PAGE
	<b>3522,3532 LCR HiTESTER</b>	<b>69</b>
BACKGROUND	<b>Explanation of driver</b>	

## 5. Command (continuation)

Command name	VI name	Note
:CORRection:DATA?	HIOKI3522(3532) Correction Data.vi	
:CORRection:OPEN :CORRection:OPEN?	HIOKI3522(3532) Correction Open.vi	
:CORRection:SHORT :CORRection:SHORT?	HIOKI3522(3532) Correction Short.vi	
:DISPlay:MONItor?	HIOKI3522(3532) Display Monitor.vi	
:ESE0 :ESE0?	HIOKI3522(3532) ESE0.vi	
:ESE1 :ESE1?	HIOKI3522(3532) ESE1.vi	
:ESR0?	HIOKI3522(3532) ESR0.vi	
:ESR1?	HIOKI3522(3532) ESR1.vi	
:FREQuency :FREQuency?	HIOKI3522(3532) Frequency.vi	
:HEADer :HEADer?	HIOKI3522(3532) Header.vi	
:LEVel :LEVel?	HIOKI3522(3532) Level.vi	
:LEVel:CCURRent :LEVel:CCURRent?	HIOKI3522(3532) Level Ccurrent.vi	
:LEVel:CVOLTage :LEVel:CVOLTage?	HIOKI3522(3532) Level Cvoltage.vi	
:LEVel:VOLTage :LEVel:VOLTage?	HIOKI3522(3532) Level Voltage.vi	
:LIMiter :LIMiter?	HIOKI3522(3532) Limiter.vi	
:LIMiter:CURRent :LIMiter:CURRent?	HIOKI3522(3532) Limiter Current.vi	
:LIMiter:CVOLTage :LIMiter:CVOLTage?	HIOKI3522(3532) Limiter Voltage.vi	
:LOAD	HIOKI3522(3532) Load.vi	
:MEASure:ITEM :MEASure:ITEM?	HIOKI3522(3532) Measure Item.vi	
:MEASure?	HIOKI3522(3532) Measure.vi	
:PARAmeter* :PARAmeter*?	HIOKI3522(3532) Parameter.vi	
:PARAmeter*:DIGit :PARAmeter*:DIGit?	HIOKI3522(3532) Parameter Digit.vi	

DOCUMENT No.	TITLE	PAGE
	<b>3522,3532 LCR HiTESTER</b>	<b>70</b>
BACKGROUND	<b>Explanation of driver</b>	

## 5. Command (continuation)

Command name	VI name	Note
:RANGe :RANGe?	HIOKI3522(3532) Range.vi	
:RANGe:AUTO :RANGe:AUTO?	HIOKI3522(3532) Range Auto.vi	
:SAVE :SAVE?	HIOKI3522(3532) Save.vi	
:SCALE :SCALE?	HIOKI3522(3532) Scale.vi	
:SCALE:FVALue :SCALE:FVALue?	HIOKI3522(3532) Scale Fvalue.vi	
:SCALE:SVALue :SCALE:SVALue?	HIOKI3522(3532) Scale Svalue.vi	
:SPEEd :SPEEd?	HIOKI3522(3532) Speed.vi	
:TRANsmit:TERMinator :TRANsmit:TERMinator?	HIOKI3522(3532) Transmit Terminator.vi	
:TRIGger :TRIGger?	HIOKI3522(3532) Trigger.vi	
:TRIGger:DELAy :TRIGger:DELAy?	HIOKI3522(3532) Trigger Delay.vi	